

No. 276

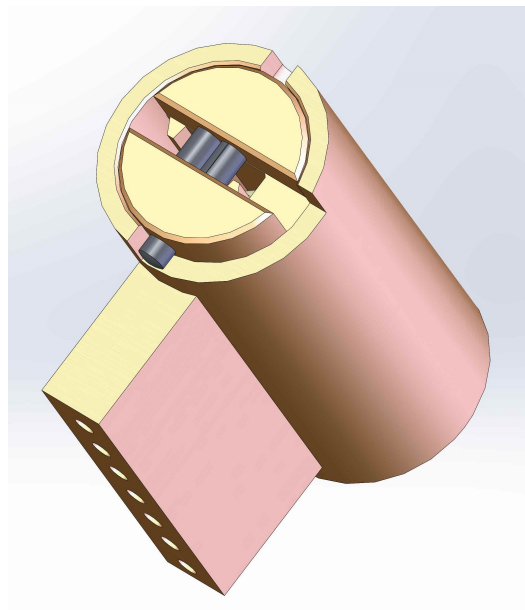
Date: May 27, 2019

IMPROVED KEY STOP IN NEG PADLOCK CYLINDER


As a part of our continues efforts to improve products performance and reliability, we have doubled the key stop pin at the end of our NEG padlock plug.

Old plugs have no stop pin prior to cylinder assembly. Once assembled, the pin holding the plug acts also as the key stop.

New plugs are already supplied with a stop pin.
To allow adding the second pin, a wider opening is required in the actuator.



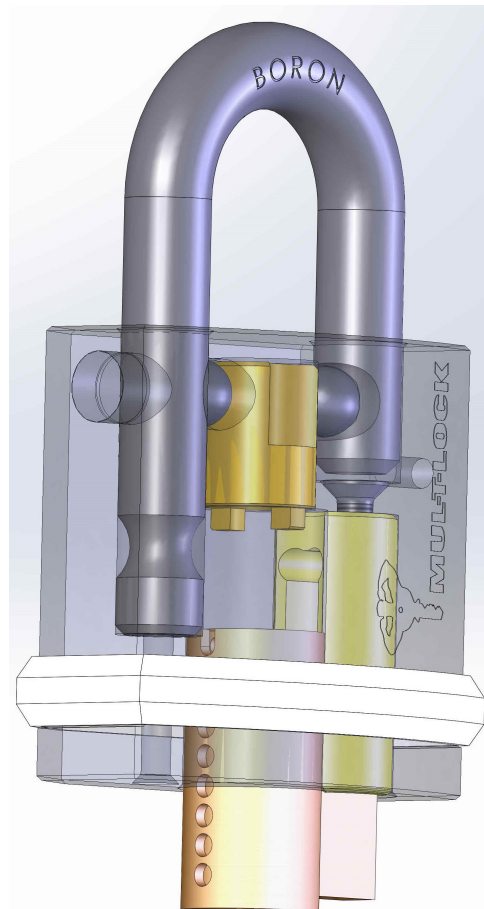
PRODUCT UPDATE



This change is already implemented in padlocks NEG8, NEG10 & SBG10 supplied from now on.

When using old padlocks with new cylinders, you have to make sure that you are using the **modified actuator** in the padlock body.

The modified actuators you may either order from Mul-T-Lock, or you may modify the old actuator by yourself. To modify the actuator, use a file and/or a Dremel tool to widen the groove to allow room for both pins.



An ASSA ABLOY Group brand

Mul-T-Lock Technologies Ltd., Technical Support Department
Tel: 972-8-9424318 | Fax: 972-8-9424418 | tech.support@mul-t-lock.com

ASSA ABLOY